



| General Details of the ULB | | |
|---|---------------------------------------|--------------|
| Name of the State | UTTAR PRADESH | |
| Name of the ULB | NAGAR PALIKA PARISHAD BISWAN | |
| Civic Status of the ULB (M Corp/ M Council/ NP) | M Council | |
| Census Population (2011) | 55780 | |
| Last Municipal Election Held (Year) | 2017 | |
| Next Municipal Election Due (Year) | 2022 | |
| Year of Performance Grant Claim | 2017-18 | |
| Whether the City is under AMRUT Mission or Not | NO | |
| Name of the Municipal Commissioner / Executive Officer of the ULB | SURENDRA PRATAP | |
| Contact / Mobile No. | 8532892192 | |
| Email Address | nppbiswan@gmail.com | |
| Name of the Contact Person | AJEET SINGH | |
| Contact / Mobile No. | 9473708459 | |
| Email Address | saradha.ajeet@gmail.com | |
| Postal Address of the ULB (with Pincode) | 261201 | |
| Website Address of the ULB | biswannpp.in | |
| Publishing of Audited Accounts of Municipality on ULB / State website | | |
| For the Performance Grant of 2017-18 | Published Audited Accounts of 2015-16 | YES |
| | Website Address/URL | biswannpp.in |
| For the Performance Grant of 2018-19 | Published Audited Accounts of 2016-17 | YES |
| | Website Address/URL | biswannpp.in |
| For the Performance Grant of 2019-20 | Published Audited Accounts of 2017-18 | NO |
| | Website Address/URL | |


 अधिशासी अधिकारी
 नगर पालिका परिषद
 बिसवा (मोतापुर)

**B) Solid Waste Management:
Coverage (Maximum Marks 10)**

| Condition | PG Year | Reference Data | % of waste being processed scientifically | Marks Obtained | If percentage of waste being processed scientifically is more than 50 %, marks = 10; between 20% to 50%, marks = 5; less than 20%, marks = 0. |
|---|---------|-----------------------|---|----------------|---|
| % of waste being processed scientifically | 2017-18 | SLB Status of 2016-17 | 0 | 0 | |
| | 2018-19 | SLB Status of 2017-18 | 0 | 0 | |
| | 2019-20 | SLB Status of 2018-19 | 0 | 0 | |


 • अधिकाारी अधिकार
 • मीर बालिका परिषद
 बिरौती (मीरपुर)

Part 3: Publishing of Service Level Benchmarks (SLBs)

A) Water supply:

1) Coverage (Maximum Marks 15)

| Condition | PG Year | Reference Data | Coverage Ratio | Marks Obtained | If coverage is between 90% to 100 %, marks = 15; between 80 % to 90 %; marks = 10, between 70 % to 80 %; marks = 5, less than 70%, marks = 0. |
|----------------------|---------|-----------------------|----------------|----------------|---|
| Water Coverage Ratio | 2017-18 | SLB Status of 2016-17 | 48.9 | 0 | |
| | 2018-19 | SLB Status of 2017-18 | 0 | 0 | |
| | 2019-20 | SLB Status of 2018-19 | 0 | 0 | |

2) Reduction in NRW (Maximum Marks 15)

| Condition | PG Year | Reference Data | NRW Status | Marks Obtained | If NRW is less than 20%, Marks = 15; between 20 % to 30 %, marks = 10; between 30 % to 40 %, marks = 5; above 40 % , Marks =0. |
|--|---------|-----------------------|------------|----------------|--|
| ULB achieving benchmark of Non-Revenue Water | 2017-18 | SLB Status of 2016-17 | 17.5 | 15 | |
| | 2018-19 | SLB Status of 2017-18 | 0 | - | |
| | 2019-20 | SLB Status of 2018-19 | 0 | - | |

3) Coverage of Water Supply for Public/Community Toilets (Maximum Marks 10)

| Condition | PG Year | Reference Data | Percentage of 24X7 Water Supply to all PT/CT | Marks Obtained | If 24X7 water supply to all PT and CT, marks = 10; otherwise marks = 0 |
|--|---------|-----------------------|--|----------------|--|
| ULB providing water connection to Public and Community Toilets | 2017-18 | SLB Status of 2016-17 | NO | 0 | |
| | 2018-19 | SLB Status of 2017-18 | NO | 0 | |
| | 2019-20 | SLB Status of 2018-19 | NO | 0 | |

अधिसूचना अधिका
 मंत्र कार्यालय
 बिजनौर (सीतापुर)

(B): Capital expenditure as a percentage of total expenditure (Maximum Marks 20)

For 500 AMRUT Cities

| Condition | PG Year | Reference Data | Capital Expenditure (i) | Total Expenditure (ii) | Achievement Range (i / ii) | Marks Obtained | If achievement range is more than 40 %, marks = 20; between 30 % to 40 %, marks = 15; between 20 % to 30 %, marks = 10; less than 20%, marks = 0. |
|---|---------|----------------|-------------------------|------------------------|-----------------------------|----------------|---|
| | | | Rs. In Lakh | % | | | |
| Ratio of Capital Expenditure to Total Expenditure including all devolutions/schemes, etc. | 2017-18 | 2016-17 | 0 | 0 | 0.00 | 0 | |
| | 2018-19 | 2017-18 | 0 | 0 | 0.00 | 0 | |
| | 2019-20 | 2018-19 | 0 | 0 | 0.00 | 0 | |

For all other Cities

| Condition | PG Year | Reference Data | Capital Expenditure (i) | Total Expenditure (ii) | Achievement Range (i / ii) | Marks Obtained | If achievement range is more than 20 %, marks = 20; between 15 % to 20 %, marks = 15; between 10 % to 15 %, marks = 10; less than 10%, marks = 0. |
|---|---------|----------------|-------------------------|------------------------|-----------------------------|----------------|---|
| | | | Rs. In Lakh | % | | | |
| Ratio of Capital Expenditure to Total Expenditure including all devolutions/schemes, etc. | 2017-18 | 2016-17 | 729.64 | 1180.86 | 61.79 | 20 | |
| | 2018-19 | 2017-18 | 0 | 0 | 0.00 | 0 | |
| | 2019-20 | 2018-19 | 0 | 0 | 0.00 | 0 | |


DA
अधिसूचना अधिका
स्वर बाजिका परिषद
बिसवा (सीतापुर)

State
ULB

UTTAR PRADESH
NAGAR PALIKA PARISHAD BISWAN

Total Marks Obtained

| Criteria | | Maximum Marks | Obtained Marks | | | | |
|---|--------------|--|--|--------------------------------------|--------------------------------------|----------|----------|
| | | | For the Performance Grant of 2017-18 | For the Performance Grant of 2018-19 | For the Performance Grant of 2019-20 | | |
| Part 1 : Audit of Annual Accounts | | Published audited accounts on ULB website | 10 | 10 | 0 | 0 | |
| Part 2 : Increase in Own Revenue Sources | a) | Covering Establishment costs and O&M from own income | 20 | 0 | 0 | 0 | |
| | b) | For AMRUT cities | Capital expenditure as a percentage of total expenditure | 20 | 0 | 0 | 0 |
| | | For Non-AMRUT cities | Capital expenditure as a percentage of total expenditure | 20 | 0 | 0 | 0 |
| Part 3: Publishing of Service Level Benchmarks (SLBs) | a) | 1 | Water Coverage Ratio | 15 | 0 | 0 | 0 |
| | | 2 | Reduction in NRW | 15 | 15 | 0 | 0 |
| | | 3 | Coverage of Water Supply for Public/Community Toilets | 10 | 0 | 0 | 0 |
| | b) | Percentage of waste being processed scientifically | 10 | 0 | 0 | 0 | |
| | Total | | | 100 | 45 | 0 | 0 |



अभिषेक अधिकारी
नगर पालिका परिषद
दिल्ली (सीतापुर)

Audit of Annual Accounts (Max Marks 10)

| Condition | PG Year | Reference Data | Yes /No | Marks Obtained | If published audited accounts on ULB website, Marks = 10; Otherwise marks = 0 |
|---|---------|-----------------------------|---------|----------------|---|
| Published audited accounts on ULB website | 2017-18 | Audited Accounts of 2015-16 | YES | 10 | |
| | 2018-19 | Audited Accounts of 2016-17 | YES | 10 | |
| | 2019-20 | Audited Accounts of 2017-18 | NO | - | |


(A): Covering Establishment costs and O&M from own income (Maximum Marks 20)

| Condition | PG Year | Reference Data | Own Revenue (i) | Revenue Expenditure (ii) | Achievement Range (i / ii) | Marks Obtained | If achievement range is more than 70 %, marks = 20; between 60 % to 70 %, marks = 15; between 50 % to 60 %; marks = 10, less than 50%, marks = 0. |
|---|---------|----------------|-----------------|--------------------------|-----------------------------|----------------|---|
| | | | Rs. In Lakh | | % | | |
| ULBs able to recover costs related to revenue expenditure which is O&M costs as well as establishment & salaries from its own revenue funds excluding octroi, entry tax and stamp duty, etc | 2017-18 | 2016-17 | 73.13 | 451.22 | 16.21 | 0 | |
| | 2018-19 | 2017-18 | 0.00 | 0.00 | 0.00 | 0 | |
| | 2019-20 | 2018-19 | 0.00 | 0.00 | 0.00 | 0 | |


 प्राधशासो अधिका
 नगर पाबिका परिषद
 बिसवा (सीतापुर)

| | | | | | | | | |
|-----------------------------|---|----------|--|--|--|--|--|--|
| 7 | Extent of cost recovery in SWM services | 100% | 0 | 0 | | | | |
| 8 | Efficiency in collection of SWM charges | 90% | 0 | 0 | | | | |
| Storm Water Drainage | | | | | | | | |
| 1 | Coverage of Storm water drainage network | 100% | 73 | 74 | | | | |
| 2 | Incidence of water logging / flooding | 0% | 4 | 3 | | | | |
| | | | For the Performance Grant of 2017-18 : SLB Status of 2016-17 | For the Performance Grant of 2018-19 : SLB Status of 2017-18 | For the Performance Grant of 2019-20 : SLB Status of 2018-19 | | | |
| 1 | Coverage of Water Supply (24 X 7) in all Public/Community Toilets | 24 hours | NO | NO | NO | Please Enter "YES" or "NO" only. | | |
| 2 | Percentage of waste being processed scientifically | % | 0 | | | Please enter Numeric Values only. Do not use any symbol such as "%". | | |

Note: Please see the following link for instructions to provide the status of Service Level Benchmarks current year/target year
<http://moud.gov.in/pdf/57f1ef81d6caeHandbook06.pdf>


 जयप्रशादी अधिकारी
 नगर पालिकी परिषद
 बिजनौर (बीतापुर)

Service Level Benchmarks

| S. No. | Indicators | Moud Benchmark | For the Performance Grant of 2017-18 | | For the Performance Grant of 2018-19 | | For the Performance Grant of 2019-20 | |
|--|---|----------------|--------------------------------------|----------------|--------------------------------------|----------------|--------------------------------------|----------------|
| | | | Status 2016-17 | Target 2017-18 | Status 2017-18 | Target 2018-19 | Status 2018-19 | Target 2019-20 |
| | | | | | | | | |
| Water Supply Services | | | | | | | | |
| 1 | Coverage of water supply connections | 100% | 48.9 | 51 | | | | |
| 2 | Per capita supply of water | 135 lpcd | 91.3 | 96 | | | | |
| 3 | Extent of metering of water connections | 100% | 0 | 0 | | | | |
| 4 | Extent of Non-Revenue Water (NRW) | 20% | 17.5 | 18 | | | | |
| 5 | Continuity of water supply | 24 hours | 10 | 11 | | | | |
| 6 | Quality of water supplied | 100% | 99 | 100 | | | | |
| 7 | Efficiency in redressal of customer complaints | 80% | 85.7 | 80 | | | | |
| 8 | Cost recovery in water supply services | 100% | 50.8 | 53 | | | | |
| 9 | Efficiency in collection of water supply related charges | 90% | 89.9 | 90 | | | | |
| Sewage management (Sewerage and Sanitation) | | | | | | | | |
| 1 | Coverage of toilets | 100% | 94.9 | 100 | | | | |
| 2 | Coverage of sewage network services | 100% | 0 | 0 | | | | |
| 3 | Collection efficiency of sewage network | 100% | 0 | 0 | | | | |
| 4 | Adequacy of sewage treatment capacity | 100% | 0 | 0 | | | | |
| 5 | Quality of sewage treatment | 100% | 0 | 0 | | | | |
| 6 | Extent of reuse and recycling of sewage | 20% | 0 | 0 | | | | |
| 7 | Efficiency in redressal of customer complaints | 80% | 0 | 0 | | | | |
| 8 | Extent of cost recovery in sewage management | 100% | 0 | 0 | | | | |
| 9 | Efficiency in collection of sewerage charges | 90% | 0 | 0 | | | | |
| Solid Waste Management | | | | | | | | |
| 1 | Household level coverage of Solid Waste Management services | 100% | | | | | | |
| 2 | Efficiency of collection of municipal solid waste | 100% | 99.6 | 100 | | | | |
| 3 | Extent of segregation of municipal solid waste | 100% | 0 | 0 | | | | |
| 4 | Extent of municipal solid waste recovered | 80% | 0 | 0 | | | | |
| 5 | Extent of scientific disposal of municipal solid waste | 100% | 0 | 0 | | | | |
| 6 | Efficiency in redressal of customer complaints | 80% | 98.5 | 80 | | | | |


Please enter Numeric Values only. Do not use any symbol such as "%" or any text such as "lpcd" or "hours" etc.

Please enter Numeric Values only. Do not use any symbol such as "%".

Please enter Numeric Values only. Do not use any symbol such as "%".

| Expenditure Details (Amounts to be provided in Rupees Lakh) | | | | | | | | |
|---|---|--------------------------------------|---------------------------|--------------------------------|--------------------------------------|--------------------------------|--------------------------------------|--------------------------------|
| S. No. | Details | For the Performance Grant of 2017-18 | | | For the Performance Grant of 2018-19 | | For the Performance Grant of 2019-20 | |
| | | 2014-15 (Audited Actuals) | 2015-16 (Audited Actuals) | 2016-17 (Audited or Unaudited) | 2016-17 (Audited Actuals) | 2017-18 (Audited or Unaudited) | 2017-18 (Audited Actual) | 2018-19 (Audited or Unaudited) |
| | Total Expenditure (1+2) | 1107.13 | 1722.38 | 1180.86 | 0.00 | 0.00 | 0.00 | 0.00 |
| 1 | Revenue Expenditure | 380.86 | 555.98 | 451.22 | 0.00 | 0.00 | 0.00 | 0.00 |
| 1.1 | Adminstrative Expenses, Establishment and Salaries (All Departments-Regular and Contractual Staff) | | | | | | | |
| | | 308.01 | 484.39 | 383.97 | | | | |
| 1.2 | Operation and Maintenance (O&M) | 72.85 | 71.59 | 67.25 | | | | |
| 1.3 | Loan repayment (Interest payments) | | | | | | | |
| 1.4 | Others (any other revenue expenditure which is not salaries, O&M or Interest Payment) | | | | | | | |
| 2 | Capital Expenditure | 726.27 | 1166.40 | 729.64 | 0.00 | 0.00 | 0.00 | 0.00 |
| 2.1 | All developmental works under Central/State specific schemes | | | | | | | |
| 2.2 | Loan Repayments (Principal Amount) | | | | | | | |
| 2.3 | Other Capital expenditure | 726.27 | 1166.40 | 729.64 | | | | |

Note : - For the calculation of criteria 2a, revenue expenditure (Adminstrative Expenses, Establishment and Salaries, O & M and other revenue expenses) is calculated based on summation of 1.1., 1.2 & 1.4.


 अखिल भारतीय अर्थिक
 नगर पालिका परिषद
 बिसवा (बीतापुर)

| Income Details (Amounts to be provided in Rupees Lakh) | | | | | | | | |
|--|--|--------------------------------------|---------------------------|--|--------------------------------------|--|--------------------------------------|--|
| S. No. | Details | For the Performance Grant of 2017-18 | | | For the Performance Grant of 2018-19 | | For the Performance Grant of 2019-20 | |
| | | 2014-15 (Audited Actuals) | 2015-16 (Audited Actuals) | 2016-17 (Audited or Unaudited Actuals) | 2016-17 (Audited Actuals) | 2017-18 (Audited or Unaudited Actuals) | 2017-18 (Audited Actuals) | 2018-19 (Audited or Unaudited Actuals) |
| a) | State Assigned Revenue | 30.49 | 19.04 | 19.82 | | | | |
| b) | State Finance Commission (SFC) Grants/Devolution | 874.19 | 955.43 | 981.40 | | | | |
| c) | Octroi compensation | 1.87 | 19.16 | 15.00 | | | | |
| d) | Other State Government Transfers | | | | | | | |
| e) | Central Finance Commission (CFC) Grant | 92.76 | 128.58 | 190.93 | | | | |
| f) | Other Central Government Transfers | | | | | | | |
| g) | Others | | | | | | | |
| B | Capital Receipts | 149.99 | 161.60 | 87.92 | 0.00 | 0.00 | 0.00 | |
| 1 | Sale of Municipal Land | | | | | | | |
| 2 | Loans (from State Govt. or Banks etc.) | | | | | | | |
| 3 | State Capital Account Grant (under State Schemes etc.) | 149.99 | 149.99 | 64.93 | | | | |
| 4 | Central Capital Account Grant (under Central Schemes etc.) | | 11.61 | 22.99 | | | | |
| 5 | Other Capital Receipts | | | | | | | |


 अधिकासी अधिकारी
 नगर पालिका परिवहन
 बिसवा (सीतापुर)

| Income Details (Amounts to be provided in Rupees Lakh) | | | | | | | | |
|--|--|--------------------------------------|---------------------------|--|--------------------------------------|--|--------------------------------------|--|
| S. No. | Details | For the Performance Grant of 2017-18 | | | For the Performance Grant of 2018-19 | | For the Performance Grant of 2019-20 | |
| | | 2014-15 (Audited Actuals) | 2015-16 (Audited Actuals) | 2016-17 (Audited or Unaudited Actuals) | 2016-17 (Audited Actuals) | 2017-18 (Audited or Unaudited Actuals) | 2017-18 (Audited Actuals) | 2018-19 (Audited or Unaudited Actuals) |
| | Total Receipts (A+B) | 1204.42 | 1345.45 | 1368.20 | 0.00 | 0.00 | 0.00 | |
| A | Revenue Receipts (1+2+3) | 1054.43 | 1183.85 | 1280.28 | 0.00 | 0.00 | 0.00 | |
| 1 | Own Revenue Receipts (a+b) | 55.12 | 61.64 | 73.13 | 0.00 | 0.00 | 0.00 | |
| a) | Tax Revenue (levied and collected by municipal body) | 6.30 | 6.46 | 15.38 | 0.00 | 0.00 | 0.00 | |
| i) | Property tax | 6.30 | 6.46 | 15.38 | | | | |
| ii) | Other tax (levied and collected by municipal body) | | | | | | | |
| b) | Non-tax revenue (levied and collected by municipal body) | 48.82 | 55.18 | 57.75 | 0.00 | 0.00 | 0.00 | |
| i) | Fees & fines | 9.18 | 5.51 | 6.83 | | | | |
| ii) | User Charges | 5.77 | 9.26 | 8.96 | | | | |
| iii) | Other non-tax revenue (levied and collected by municipal body) | 33.87 | 40.41 | 41.96 | | | | |
| 2 | Other Revenue Receipts | 0.00 | 0.00 | 0.00 | 0.00 | 0.00 | 0.00 | |
| a) | Income from interest/investments | | | | | | | |
| b) | Other Revenue income | | | | | | | |
| 3 | Transfers/Grants/Assigned Revenues | 999.31 | 1122.21 | 1207.15 | 0.00 | 0.00 | 0.00 | |

अधिसूची अधिकारी
नगर पालिका परिवार
निसर्ग (सीतापुर)